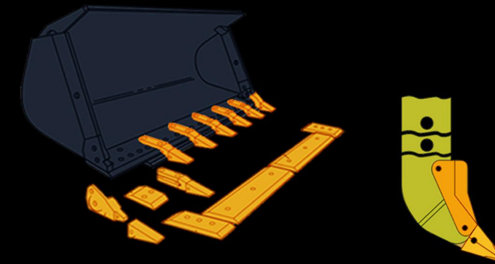


GUANNAN

®



1. Excavator tips/boots/bucket tooth
2. Excavator adaptors(weld-on)
3. Side cutter/Sidebar protectors/wing shrouds
4. Half arrow/lip corner/lip protectors
5. Heel shrouds
6. Loader segments(casted)
7. Cutting edge/bulldozer blades/loader blades/grader blades
8. Loader adaptors(bolt-on)
9. Loader tips/bucket teeth
10. End bits(casted)
11. Ripper tips/ripper boots
12. Ripper protectors/shank guards
13. Ripper shanks/ripper arm
14. Bolts&Nuts
15. Pins&Retainers/lock/rubber
16. Chocky bars/wear buttom
17. Agricutrual machinery G. E. T parts



WEB: www.gnweartech.com



Ground Engaging Tools—China machine


PICTURE	OEM PART NO.	WEIGHT (KG)	DESCRIPTION	pin	retainer	Family	Machine	Model	PRODUCTION NO.
	72A0005		TEETH STANDARD	50C		LG	ZL40/50B		
	72A0005		TEETH STANDARD	50C		LG	ZL40/50B		
	72A0005		TEETH STANDARD	50C		LG	ZL40/50B		
	72A0301		TEETH STANDARD	09244-02496		LG			


PICTURE	OEM PART NO.	WEIGHT (KG)	DESCRIPTION	pin	retainer	Family	Machine	Model	PRODUCTION NO.
	LG50F		TEETH ABRASION	50C		LG	ZL40/50B		
	LG50T		TEETH HEAVY DUTY	50C		LG	ZL40/50B		
	72A0339		PENETRATION	50C		LG	LG40/50B		


PICTURE	OEM PART NO.	WEIGHT (KG)	DESCRIPTION	pin	retainer	Family	Machine	Model	PRODUCTION NO.
	LG30CZ		TEETH SET			LG	ZL30/40B		
	LG30G		TEETH PROTECTOR			LG	ZL30/40B		


PICTURE	OEM PART NO.	WEIGHT (KG)	DESCRIPTION	pin	retainer	Family	Machine	Model	PRODUCTION NO.
	LG40BCL		SIDE ADAPTOR	50C		LG	LG40/50B		
	LG40BCR		SIDE ADAPTOR	50C		LG	LG40/50B		
	LG40CZ		ADAPTOR	50C		LG	LG40/50B		

PICTURE	OEM PART NO.	WEIGHT (KG)	DESCRIPTION	pin	retainer	Family	Machine	Model	PRODUCTION NO.
	72A0439		UNIT TEETH			LG	ZL30/40B/LG853		
	72A0461		UNIT TEETH			LG	ZL30/40B/LG853		
	72A0462		UNIT TEETH			LG	ZL30/40B/LG853		

PICTURE	OEM PART NO.	WEIGHT (KG)	DESCRIPTION	Bolt	Nut	Family	Machine	Model	PRODUCTION NO.
	XG50CZ		UNIT TEETH			XCMA	XG951/LW500/LG853		
	XG50CZ-A		UNIT TEETH			XCMA	XG951/LW500/LG855		
	XG50CZ-H		UNIT TEETH			XCMA	XG951/LW500/LG850		
	XB50BCL		SIDE TEETH			XCMA	XG951/XG953/XG955		
	XB50BCR		SIDE TEETH			XCMA	XG951/XG953/XG955		




PICTURE	OEM PART NO.	WEIGHT (KG)	DESCRIPTION	Bolt	Nut	Family	Machine	Model	PRODUCTION NO.
	XU50		(L/R)			XCMG	LW500K		


PICTURE	OEM PART NO.	WEIGHT (KG)	DESCRIPTION	pin	retainer	Family	Machine	Model	PRODUCTION NO.
	LG50		SIDE TEETH			LK	LG850/LG853/LG855		


PICTURE	OEM PART NO.	WEIGHT (KG)	DESCRIPTION	Bolt	Nut	Family	Machine	Model	PRODUCTION NO.
	CH30		TEETH			CG	CHENGGONG30		


PICTURE	OEM PART NO.	WEIGHT (KG)	DESCRIPTION	pin	retainer	Family	Machine	Model	PRODUCTION NO.
	FT60		TEETH STANDARD				LONGGONG50/60		
	FT60Z-22		ADAPTOR				LONGGONG50/60		
	10C28		TEETH STANDARD				LONGGONG80/85		
	09L15		TEETH STANDARD				LONGGONG150		
	SG50		UNIT TEETH				SY50		


Ground Engaging Tools-monoblock teeth/unit teeth


PICTURE	OEM PART NO.	WEIGHT (KG)	DESCRIPTION	Bolt	Nut	Family	Machine	Model	PRODUCTION NO.
	531-03205		MONOBLOCK TEETH	5J4773	6V7742		JCB-3CX	TYPE22	
	531-03205		MONOBLOCK TEETH	5J4773	6V7742		JCB-3CX	TYPE22	
	531-03205		MONOBLOCK TEETH	5J4773	6V7742		JCB-3CX	TYPE22	
	531-03205		MONOBLOCK TEETH	5J4773	6V7742		JCB-3CX	TYPE22	
	531-03205		MONOBLOCK TEETH	5J4773	6V7742		JCB-3CX	TYPE22	
	531-03205HD		MONOBLOCK TEETH ROCK	5J4773	6V7742		JCB-3CX	TYPE22	
	531-03205hd		MONOBLOCK TEETH HEAVY DUTY	5J4773	6V7742		JCB-3CX	TYPE22	
	531-03205SB		MONOBLOCK TEETH FISH SCALE	5J4773	6V7742		JCB-3CX	TYPE22	
PICTURE	OEM PART NO.	WEIGHT (KG)	DESCRIPTION	Bolt	Nut	Machine	Model	PRODUCTION NO.	
	531-03206		SINGLE FLANGE SIDE CUTTER	1305/0714	1340/0701	JCB-3CX	TYPE59		
	531-03207		SINGLE FLANGE SIDE CUTTER	1305/0714	1340/0701	JCB-3CX	TYPE59		
	531-03208		MONOBLOCK SIDE TEETH	1305/0714	1340/0701	JCB-3CX	TYPE58		
	531-03209		MONOBLOCK SIDE TEETH	1305/0714	1340/0701	JCB-3CX	TYPE58		
	531-03208HD		MONOBLOCK SIDE TEETH	1305/0714	1340/0701	JCB-3CX	TYPE58		
	531-03209HD		MONOBLOCK SIDE TEETH	1305/0714	1340/0701	JCB-3CX	TYPE58		
	531-03208SB		MONOBLOCK SIDE FISH SCALE	1305/0714	1340/0701	JCB-3CX	TYPE58		
	531-03209SB		MONOBLOCK SIDE FISH SCALE	1305/0714	1340/0701	JCB-3CX	TYPE58		
PICTURE	OEM PART NO.	WEIGHT (KG)	DESCRIPTION	Bolt	Nut	Machine	Model	PRODUCTION NO.	
	810-10600		MONOBLOCK TEETH			JCB-3CX	XU		
	810-10630		MONOBLOCK SIDE TEETH			JCB-3CX	XU		
	810-10640		MONOBLOCK SIDE TEETH			JCB-3CX	XU		
	BU040002		MIDDLE TEETH			CASE 580			
	BU0630302		SIDE CUTTER			CASE 580			
	BU0630303		SIDE CUTTER			CASE 580			
	5420402		BOLT-ON UNIT TEETH			KAWASAK	HU		
	5421114		BOLT-ON UNIT TEETH			KAWASAK	HU		
	5421115		BOLT-ON UNIT TEETH			KAWASAK	HU		
	6Y6335		BOLT-ON UNIT TEETH			CAT 423	424		
	227-8665		BOLT-ON UNIT TEETH			CAT 423	424		
	227-8664		BOLT-ON UNIT TEETH			CAT 423	424		
	BSF359		MIDDLE TEETH						
	BSF1567		SIDE CUTTER						
	BSF1568		SIDE CUTTER						
	BT370N1A		TEETH STANDARD				KOLBELCO		
	BSC-230N/3RHD		SIDE CUTTER				KOLBELCO		
	BSC-220N/3LHD		SIDE CUTTER				KOLBELCO		
	TROC2012		MIDDLE TEETH						
	TROC2012		SIDE CUTTER						
	TROCR2012		SIDE CUTTER						
	85801109/85811440		BOLT-ON UNIT TEETH				NEW HOLLAND		
85801377/85824017		BOLT-ON UNIT TEETH				NEW HOLLAND			
85801376/85824016		BOLT-ON UNIT TEETH				NEW HOLLAND			
312204054		BOLT-ON UNIT TEETH				FMK/FKI			
312204052		BOLT-ON UNIT TEETH				FMK/FKI			
312204053		BOLT-ON UNIT TEETH				FMK/FKI			

PICTURE	OEM PART NO.	WEIGHT (KG)	DESCRIPTION	Bolt	Nut	Machine	Model	PRODUCTION NO.
	AC-PC		BOLT-ON UNIT TEETH					
	ADL-PC		BOLT-ON UNIT TEETH					
	ADR-PC		BOLT-ON UNIT TEETH					
	DE90/1		BOLT-ON UNIT TEETH					
	DE90/1R		BOLT-ON UNIT TEETH					
	DC90/34		BOLT-ON UNIT TEETH					
	PD90/1		BOLT-ON UNIT TEETH					
	DC9058		BOLT-ON UNIT TEETH					
	5515PC		BOLT-ON UNIT TEETH					
	6518CV		BOLT-ON UNIT TEETH					
	7015CB		BOLT-ON UNIT TEETH					
	7020MCH		BOLT-ON UNIT TEETH					
	DE90/34		BOLT-ON UNIT TEETH					

PICTURE	OEM PART NO.	WEIGHT (KG)	DESCRIPTION	Bolt	Nut	Machine	Model	PRODUCTION NO.
	03C3650L001		BOLT-ON UNIT TEETH			KAWASAKI	KSS70B/85ZT2	
	03C3651L001		BOLT-ON UNIT TEETH			KAWASAKI	KSS85A/90/95 2	
	03C3660L001		BOLT-ON UNIT TEETH			KAWASAKI	KSS70B/85ZT2	
	03C3661L001		BOLT-ON UNIT TEETH			KAWASAKI	KSS85/90/95Z 2 3	
	03C3690L001		BOLT-ON UNIT TEETH			KAWASAKI	KSS95Z-95ZIV	
	03C3700L001		BOLT-ON UNIT TEETH			KAWASAKI	KSS95Z-95ZIV	
	03C1160L001		BOLT-ON UNIT TEETH			KAWASAKI	TYPE75	
	03C1170L001		BOLT-ON UNIT TEETH			KAWASAKI	KSS70B/85ZT2	
	03C1180L001		BOLT-ON UNIT TEETH			KAWASAKI	KSS85ZT4/2 95Z3	
	03C1190L001		BOLT-ON UNIT TEETH			KAWASAKI	KSS95Z-95ZIV	

PICTURE	OEM PART NO.	WEIGHT (KG)	DESCRIPTION	Bolt	Nut	Machine	Model	PRODUCTION NO.
	100/E1	0.9	BOLT-ON UNIT TEETH					
	105/E3.1	1	BOLT-ON UNIT TEETH					
	SX105/E3	1	BOLT-ON UNIT TEETH					
	E5	1.3	BOLT-ON UNIT TEETH					
	1000.7-17/E11.1	1.2	BOLT-ON UNIT TEETH					
	E11.2	1.2	BOLT-ON UNIT TEETH					
	E11.4	1.2	BOLT-ON UNIT TEETH					
	SF100/E12.4	1.2	BOLT-ON UNIT TEETH					
	1462201M3//862740M1	2.7	MIDDLE TEETH			JD LOADER		
	1462201M3	2.3	MIDDLE TEETH			JD LOADER		
846602	3.1	MIDDLE TEETH						

PICTURE	OEM PART NO.	WEIGHT (KG)	DESCRIPTION	Bolt	Nut	Machine	Model	PRODUCTION NO.
	HC00002	4.5	MIDDLE TEETH			JD LOADER		

PICTURE	OEM PART NO.	WEIGHT (KG)	DESCRIPTION	Pin	Lock	Machine	Model	PRODUCTION NO.
	ML300T	7.5	HIDROMEK Tip			HIDROMEK	HMK300	
	ML375302800	9.85	HIDROMEK Tip			HIDROMEK	HMK370A	
	ML375T	13.1	HIDROMEK Tip			HIDROMEK	HMK375	