

# GUANNAN

®




1. Excavator tips/boots/bucket tooth
2. Excavator adaptors (weld-on)
3. Side cutter/Sidebar protectors/wing shrouds
4. Half arrow/lip corner/lip protectors
5. Heel shrouds
6. Loader segments (casted)
7. Cutting edge/bulldozer blades/loader blades/grader blades
8. Loader adaptors (bolt-on)
9. Loader tips/bucket teeth
10. End bits (casted)
11. Ripper tips/ripper boots
12. Ripper protectors/shank guards
13. Ripper shanks/ripper arm
14. Bolts&Nuts
15. Pins&Retainers/lock/rubber
16. Chocky bars/wear buttom
17. Agricutrual machinery G. E. T parts





[www.gnweartech.com](http://www.gnweartech.com)





## Ground Engaging Tools-H&L-CASE


PICTURE	OEM PART NO.	WEIGHT (KG)	DESCRIPTION	Pin	Family Machine	Model	PRODUCT ION NO.
	TF23	1.8	TEETH LONG	TF23PN	H&L		TF23
	JD23	1.7	TEETH LONG	TF23PN	H&L		JD23
	TF23	1.6	TEETH TIGER	TF23PN	H&L		4


PICTURE	OEM PART NO.	WEIGHT (KG)	DESCRIPTION	Pin	Family Machine	Model	PRODUCT ION NO.
	230SP	1.2	TEETH STANDARD	23PN	H&L		230SP
	230SP	1.5	TEETH STANDARD	23PN	H&L		442689A1
	240S	2	TEETH STANDARD	24PN	H&L		240S
	250S	3.5	SEETH STANDARD	25PN	H&L		250S


PICTURE	OEM PART NO.	WEIGHT (KG)	DESCRIPTION	Pin	Family Machine	Model	PRODUCT ION NO.
	23ST	1.27	TEETH STAR PENETRATION	23PN	H&L		23ST


PICTURE	OEM PART NO.	WEIGHT (KG)	DESCRIPTION	Pin	Family Machine	Model	PRODUCT ION NO.
	23T	1.2	TEETH PENETRATION VIP	23PN	H&L		23T

PICTURE	OEM PART NO.	WEIGHT (KG)	DESCRIPTION	Pin	Family Machine	Model	PRODUCTION NO.
							
	<b>23WT</b>	1.2	TEETH TWIN TIGER	23PN	H&L		23WT

PICTURE	OEM PART NO.	WEIGHT (KG)	DESCRIPTION	Pin	Family Machine	Model	PRODUCTION NO.
							
	<b>T221X230</b>	2.9	BOLT-ON ADAPTOR	23PN	H&L		T221X230

PICTURE	OEM PART NO.	WEIGHT (KG)	DESCRIPTION	Pin	Family Machine	Model	PRODUCTION NO.
							
	<b>834-23</b>	1.6	ADAPOTR LONG BUTTOM FRANGE	23PN	H&L		834-23
	<b>T728X230</b>	1.5	ADAPOTR LONG BUTTOM FRANGE	23PN	H&L		T728X230

PICTURE	OEM PART NO.	WEIGHT (KG)	DESCRIPTION	Pin	Family Machine	Model	PRODUCTION NO.
							
	<b>2740-23-25</b>	1.8	ADAPTER LONG TOP FRANGE	23PN	H&L		2740-23-25
	<b>U43792</b>	1.5	ADAPTER LONG TOP FRANGE	23PN	H&L		U43792

PICTURE	OEM PART NO.	WEIGHT (KG)	DESCRIPTION	Pin	Family Machine	Model	PRODUCTION NO.
							
	<b>TB-8000-2A</b>	2.2	ADAPTER LONG TOP FRANGE	23PN			4-ADP-L