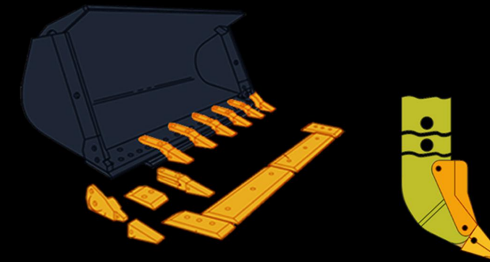


GUANNAN

®






1. Excavator tips/boots/bucket tooth
2. Excavator adaptors(weld-on)
3. Side cutter/Sidebar protectors/wing shrouds
4. Half arrow/lip corner/lip protectors
5. Heel shrouds
6. Loader segments(casted)
7. Cutting edge/bulldozer blades/loader blades/grader blades
8. Loader adaptors(bolt-on)
9. Loader tips/bucket teeth
10. End bits(casted)
11. Ripper tips/ripper boots
12. Ripper protectors/shank guards
13. Ripper shanks/ripper arm
14. Bolts&Nuts
15. Pins&Retainers/lock/rubber
16. Chocky bars/wear buttom
17. Agricutrual machinery G. E. T parts





WEB: www.gnweartech.com




Ground Engaging Tools-Komatsu


PICTURE	OEM PART NO.	WEIGHT (KG)	DESCRIPTION	Pin	Family	Machine	Model	PRODUCTION NO.
	PC60		TIP -STANDARD	20X-70-00150		PC60		
	20X-70-14160		TIP -STANDARD	20X-70-00100		PC100		
	20X-70-14160		TIP -STANDARD	20X-70-14160		PC100		
	202-70-12130		TIP -STANDARD	09244-02489		PC120		
	205-70-19570		TIP -STANDARD	09244-02496		PC200		
	205-70-19570		TIP -STANDARD	09244-02496		PC200		
	207-70-14151		TIP -STANDARD	09244-02516		PC300		
	207-70-14151		TIP -STANDARD	09244-02516		PC300		
	207-70-14151		TIP -STANDARD	09244-02516		PC300		
	208-70-14270		TIP -STANDARD	09244-03036		PC400		
	208-70-14152		TIP -STANDARD-SHORT	09244-03036		PC400		
	209-70-54210		TIP -STANDARD	209-70-54240		PC750		
	21N-72-14290		TIP -STANDARD	21N4-72-14330		PC1000		
	PICTURE	OEM PART NO.	WEIGHT (KG)	DESCRIPTION	Pin	Family	Machine	Model
	201-70-24140RC		TIP -RCOK CHISEL	20X-70-00150		PC60		
	20X-70-14160RC		TIP -RCOK CHISEL	20X-70-00100		PC100		
	202-70-12130RC		TIP -RCOK CHISEL	09244-02489		PC120		
	205-70-19570RC		TIP -RCOK CHISEL	09244-02496		PC200		
	205-70-19570RC		TIP -RCOK CHISEL	09244-02496		PC200		
	205-70-19570RC		TIP -RCOK CHISEL	09244-02496		PC200		
	207-70-14151RC		TIP -RCOK CHISEL	09244-02516		PC300		
	207-70-14151RC		TIP -RCOK CHISEL	09244-02516		PC300		
	207-70-14151RC		TIP -RCOK CHISEL	09244-02516		PC300		
	207-70-14151RC		TIP -RCOK CHISEL	09244-02516		PC300		
	208-70-14152RC		TIP -RCOK CHISEL	09244-03036		PC400		
	208-70-14152RC		TIP -RCOK CHISEL	09244-03036		PC400		
	209-70-54210RC		TIP -RCOK CHISEL	209-70-54240		PC750		
	21N-72-14290RC		TIP -RCOK CHISEL	21N4-72-14330		PC1000		
PICTURE	OEM PART NO.	WEIGHT (KG)	DESCRIPTION	Pin	Family	Machine	Model	PRODUCTION NO.
	20X-70-14160RCL		TIP -RCOK CHISEL-FISH SCALE	20X-70-00100		PC100		
	205-70-19570RCL		TIP -RCOK CHISEL-FISH SCALE	09244-02496		PC200		
	207-70-14151RCL		TIP -RCOK CHISEL-FISH SCALE	09244-02516		PC300		
	208-70-14152RCL		TIP -RCOK CHISEL-FISH SCALE	09244-03036		PC400		


PICTURE	OEM PART NO.	WEIGHT (KG)	DESCRIPTION	Pin	Family	Machine	Model	PRODUCTION NO.
	205-70-19570TL		TIP -TIGER LONG	09244-02496		PC200		
	207-70-14151TL		TIP -TIGER LONG	09244-02516		PC300		
	208-70-14152TL		TIP -TIGER LONG	09244-03036		PC400		
	209-70-54210TL		TIP -TIGER LONG	209-70-54240		PC750		
	21N-72-14290TL		TIP -TIGER LONG	21N4-72-14330		PC1000		


PICTURE	OEM PART NO.	WEIGHT (KG)	DESCRIPTION	PIN	LOCK	Family	Machine	Model	PRODUCTION NO.
	22S		TIP - ESCO STANDARD	22-PN	22LK		EX70		
	20X-70-23161/25S		TIP - ESCO STANDARD	25-30PN	25-30LK		PC60		
	203-70-43150/30S		TIP - ESCO STANDARD	25-30PN	25-30LK		PC100		
	205-70-74272/35S		TIP - ESCO STANDARD	35PN	35-40LK		PC200		
	206-70-54221/40S		TIP - ESCO STANDARD	40PN	35-40LK		PC300		
	208-70-34211/45S		TIP - ESCO STANDARD	45PN	45LK		PC400		


PICTURE	OEM PART NO.	WEIGHT (KG)	DESCRIPTION	Pin	Family	Machine	Model	PRODUCTION NO.
	202-70-12130		TIP -LOADER	09244-02496		WA300		
	423-847-1140		TIP -LOADER	09244-02516		WA380		
	426-847-1110		TIP -LOADER	09244-03036		WA500		
	427-70-13731		TIP -LOADER	427-70-13790		WA700		
	427-70-13780		TIP -LOADER	427-70-13790		WA800		

PICTURE	OEM PART NO.	WEIGHT (KG)	DESCRIPTION	Bolt	Family	Machine	Model	PRODUCTION NO.
	418-70-13170		TIP -FORK LOADER	423-70-13180		WA130		
	419-70-13114		TIP -FORK LOADER	09208-12290		WA250		
	419-70-13164		TIP -FORK LOADER	09208-12290		WA250		
	419-70-13174		TIP -FORK LOADER	09208-12290		WA250		
	423-70-13114		TIP -FORK LOADER			WA380	WA420	
	423-70-13154		TIP -FORK LOADER			WA380	WA420	
	423-70-13144		TIP -FORK LOADER			WA380	WA420	

PICTURE	OEM PART NO.	WEIGHT (KG)	DESCRIPTION	Pin	Family	Machine	Model	PRODUCTION NO.
	PC60Z		ADAPTER-WELD ON-FLAT	20X-70-00150		PC60		
	20X-70-14151		ADAPTER-WELD ON-FLAT	20X-70-00100		PC100		
	202-70-12140		ADAPTER-WELD ON-FLAT	09244-02489		PC120		
	205-939-7120-30		ADAPTER-WELD ON-FLAT	09244-02496		PC200		
	205-939-7120-35		ADAPTER-WELD ON-FLAT	09244-02496		PC200		
	20Y-939-1180-35		ADAPTER-WELD ON-FLAT	09244-02496		PC200		
	20Y-70-14520-35		ADAPTER-WELD ON-FLAT	09244-02496		PC200		
	20Y-939-1180-40		ADAPTER-WELD ON-FLAT	09244-02496		PC200		
	205-939-7120-40		ADAPTER-WELD ON-FLAT	09244-02496		PC200		
	205-939-68141		ADAPTER-WELD ON-FLAT	09244-02496		PC200		
	205-939-7120M-35		ADAPTER-WELD ON-FLAT	09244-02496		PC200		

	207-939-3120-45		ADAPTER-WELD ON-FLAT	09244-02516		PC300		
	207-939-3120-50		ADAPTER-WELD ON-FLAT	09244-02516		PC300		
	207-934-5120-55		ADAPTER-WELD ON-FLAT	09244-02516		PC300		
	207-939-5120-40		ADAPTER-WELD ON-FLAT	09244-02516		PC300		
	207-939-5120-45		ADAPTER-WELD ON-FLAT	09244-02516		PC300		
	207-939-3120-40		ADAPTER-WELD ON-FLAT	09244-02516		PC300		
	207-939-3120-50		ADAPTER-WELD ON-FLAT	09244-02516		PC300		
	208-939-5120-55		ADAPTER-WELD ON-FLAT	09244-03036		PC400		
	208-939-3120-50		ADAPTER-WELD ON-FLAT	09244-03036		PC400		
	208-939-3120-60		ADAPTER-WELD ON-FLAT	09244-03036		PC400		
	208-939-3120-60		ADAPTER-WELD ON-FLAT	09244-03036		PC400		

PICTURE	OEM PART NO.	WEIGHT (KG)	DESCRIPTION	Pin	Family	Machine	Model	PRODUCTION NO.
	205-70-68141-40		ADAPTER-WELD ON-BEVEL	09244-02496		PC200		
	207-70-14142-50		ADAPTER-WELD ON-BEVEL	09244-02516		PC300		
	208-70-14143-65		ADAPTER-WELD ON-BEVEL	09244-03036		PC400		
	209-70-74140-80		ADAPTER-WELD ON-BEVEL	209-70-54240		PC600		
	21N-70-14140-90		ADAPTER-WELD ON-BEVEL	21N-72-14330		PC1000		

PICTURE	OEM PART NO.	WEIGHT (KG)	DESCRIPTION	PIN	LOCK	Family	Machine	Model	PRODUCTION NO.
	20X-70-23150		ADAPTER-ESCO STANDARD	25-30PN	25-30LK		PC60		
	203-70-43150		ADAPTER-ESCO STANDARD	25-30PN	25-30-LK		PC100		
	20Y-70-14180		ADAPTER-ESCO STANDARD	35PN	35-40LK		PC200		
	206-70-54221		ADAPTER-ESCO STANDARD	40PN	35-40LK		PC300		
	208-70-34211		ADAPTER-ESCO STANDARD	45PN	45LK		PC400		



