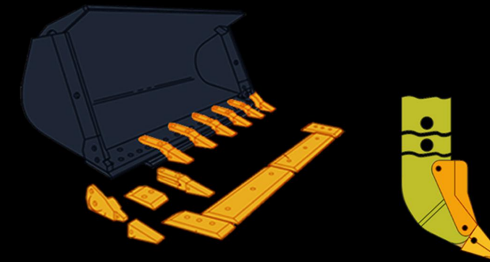


GUANNAN

®




1. Excavator tips/boots/bucket tooth
2. Excavator adaptors(weld-on)
3. Side cutter/Sidebar protectors/wing shrouds
4. Half arrow/lip corner/lip protectors
5. Heel shrouds
6. Loader segments(casted)
7. Cutting edge/bulldozer blades/loader blades/grader blades
8. Loader adaptors(bolt-on)
9. Loader tips/bucket teeth
10. End bits(casted)
11. Ripper tips/ripper boots
12. Ripper protectors/shank guards
13. Ripper shanks/ripper arm
14. Bolts&Nuts
15. Pins&Retainers/lock/rubber
16. Chocky bars/wear buttom
17. Agricutrual machinery G. E. T parts





WEB: www.gnweartech.com





Ground Engaging Tools-Caterpillar


PICTURE	OEM PART NO.	WEIGHT (KG)	DESCRIPTION	pin	retainer	Family	Excavator	Loader	PRODUCTION NO.
	1U3201		TIP-SHORT	8E6208	8E6209	J200	E307	416-438 910	
	1U3251		TIP-SHORT	8E6258	8E6259	J250	E311 312	916-939	
	1U3301		TIP-SHORT	9J2308	8E6259	J300	E200 E315	944-966C	
	1U3351		TIP-SHORT	8E6358	8E6359	J350	E320 E322	966D-980F	
	7T3401		TIP-SHORT	7T3408	8E8409	J400	E325A B	980F 980G	
	9W8451		TIP-SHORT	8E0468	8E8469	J460	E330 E345	988-988F	
	9W8551		TIP-SHORT	6Y8558	8E5559	J550	E345 E350	988G-992D	


PICTURE	OEM PART NO.	WEIGHT (KG)	DESCRIPTION	pin	retainer	Family	Machine	Model	PRODUCTION NO.
	1U3202		TIP-LONG	8E6208	8E6209	J200	E307	416-438 910	
	6Y3222		TIP-LONG	6Y3228	8E6259	J225	E307 EX70	933	
	1U3252		TIP-LONG	8E6258	8E6259	J250	E311 312	916-939	
	1U3302		TIP-LONG	9J2308	8E6259	J300	E200 E315	944-966C	
	1U3352		TIP-LONG	8E6358	8E6359	J350	E320 E322	966D-980F	
	7T3402		TIP-LONG	7T3408	8E8409	J400	E325A B	980F 980G	
	9W8452		TIP-LONG	8E0468	8E8469	J450	E330 E345	988-988F	
	9W8452/168-1451		TIP-LONG	8E0468	8E8469	J460	E330 E345	988-988F	
	9W8552		TIP-LONG	6Y8558	8E5559	J550	E345 E350	988G-992D	
	6I6602		TIP-LONG	6I6608	6I6609	J600	E375	992D 992G	


PICTURE	OEM PART NO.	WEIGHT (KG)	DESCRIPTION	pin	retainer	Family	Machine	Model	PRODUCTION NO.
	8E4222		TIP-HEAVY DUTY	6Y3228	8E6259	J225	E307 EX70	933	
	9N4252		TIP-HEAVY DUTY	8E6258	8E6259	J250	E311 312	916-939	
	9N4302		TIP-HEAVY DUTY	9J2308	8E6259	J300	E200 E315	944-966C	
	9N4352		TIP-HEAVY DUTY	8E6358	8E6359	J350	E320 E322	966D-980F	
	8E4402		TIP-HEAVY DUTY	7T3408	8E8409	J400	E325A B	980F 980G	
	9N4452		TIP-HEAVY DUTY	8E0468	8E8469	J450	E330 E345	988-988F	
	9N4552		TIP-HEAVY DUTY	6Y8558	8E5559	J550	E345 E350	988G-992D	


PICTURE	OEM PART NO.	WEIGHT (KG)	DESCRIPTION	pin	retainer	Family	Machine	Model	PRODUCTION NO.
	1U3202RC		TIP-RCOK CHISEL	8E6208	8E6209	J200	E307	416-438 910	
	6Y3222RC		TIP-RCOK CHISEL	6Y3228	8E6259	J225	E307 EX70	933	
	1U3252RC		TIP-RCOK CHISEL	8E6258	8E6259	J250	E311 312	916-939	
	1U3302RC		TIP-RCOK CHISEL	9J2308	8E6259	J300	E200 E315	944-966C	
	1U3352RC		TIP-RCOK CHISEL	8E6358	8E6359	J350	E320 E322	966D-980F	
	7T3402RC		TIP-RCOK CHISEL	7T3408	8E8409	J400	E325A B	980F 980G	
	9W8452RC		TIP-RCOK CHISEL	8E0468	8E8469	J460	E330 E345	988-988F	
	9W8552RC		TIP-RCOK CHISEL	6Y8558	8E5559	J550	E345 E350	988G-992D	
	6I6602RC		TIP-RCOK CHISEL	6I6608	6I6609	J600	E375	992D 992G	
	4T4702RC		TIP-RCOK CHISEL	4T4708	4T4709	J700	E375	994	


PICTURE	OEM PART NO.	WEIGHT (KG)	DESCRIPTION	pin	retainer	Family	Machine	Model	PRODUCTION NO.
	1U3302RCL		TIP-ROCK CHISEL-FISH SCALE	9J2308	8E6259	J300	E200 E315	944-966C	
	1U3352RCL		TIP-ROCK CHISEL-FISH SCALE	8E6358	8E6359	J350	E320 E322	966D-980F	
	7T3402RCL		TIP-ROCK CHISEL-FISH SCALE	7T3408	8E8409	J400	E325A B	980F 980G	
	9W8452RCL		TIP-ROCK CHISEL-FISH SCALE	8E0468	8E8469	J460	E330 E345	988-988F	
	9W8552RCL		TIP-ROCK CHISEL-FISH SCALE	6Y8558	8E5559	J550	E345 E350	988G-992D	


PICTURE	OEM PART NO.	WEIGHT (KG)	DESCRIPTION	pin	retainer	Family	Machine	Model	PRODUCTION NO.
	4T2203/9J4203		TIP-HEAVY DUTY ABRASION	8E6208	8E6209	J200	E307	416-438 910	
	9N4253		TIP-HEAVY DUTY ABRASION	8E6258	8E6259	J250	E311 312	916-939	
	4T2253		TIP-HEAVY DUTY ABRASION	8E6258	8E6259	J250	E311 312	916-939	
	9N4303		TIP-HEAVY DUTY ABRASION	9J2308	8E6259	J300	E200 E315	944-966C	
	4T2303		TIP-HEAVY DUTY ABRASION	9J2308	8E6259	J300	E200 E315	944-966C	
	9N4353		TIP-HEAVY DUTY ABRASION	8E6358	8E6359	J350	E320 E322	966D-980F	
	7T3403		TIP-HEAVY DUTY ABRASION	7T3408	8E8409	J400	E325A B	980F 980G	
	9N4453		TIP-HEAVY DUTY ABRASION	8E0468	8E8469	J460	E330 E345	988-988F	
	6Y2553		TIP-HEAVY DUTY ABRASION	6Y8558	8E5559	J550	E345 E350	988G-992D	
	6I6603		TIP-HEAVY DUTY ABRASION	6I6608	6I6609	J600	E375	992D 992G	
6I8803		TIP-HEAVY DUTY ABRASION	1341808	1341809	J800	E385	998		


PICTURE	OEM PART NO.	WEIGHT (KG)	DESCRIPTION	pin	retainer	Family	Machine	Model	PRODUCTION NO.
	135-9300		TIP-HEAVY DUTY ROCK PENTRATION	9J2308	8E6259	J300	E200 E315	944-966C	
	144-1358		TIP-HEAVY DUTY ROCK PENTRATION	8E6358	8E6359	J350	E320 E322	966D-980F	
	135-9400		TIP-HEAVY DUTY ROCK PENTRATION	7T3408	8E8409	J400	E325A B	980F 980G	
	138-6451		TIP-HEAVY DUTY ROCK PENTRATION	8E0468	8E8469	J460	E330 E345	988-988F	
	138-6552		TIP-HEAVY DUTY ROCK PENTRATION	6Y8558	8E5559	J550	E345 E350	988G-992D	
	135-9600		TIP-HEAVY DUTY ROCK PENTRATION	6I6608	6I6609	J600	E375	992D 992G	
	135-9700		TIP-HEAVY DUTY ROCK PENTRATION	4T4708	4T4709	J700	E375	994	
	135-9800		TIP-HEAVY DUTY ROCK PENTRATION	1341808	1341809	J800	E385	998	


PICTURE	OEM PART NO.	WEIGHT (KG)	DESCRIPTION	pin	retainer	Family	Machine	Model	PRODUCTION NO.
	1U3302PT		TIP-ROCK PENTRATION	9J2308	8E6259	J300	E200 E315	944-966C	
	1U3352RP		TIP-ROCK PENTRATION	8E6358	8E6359	J350	E320 E322	966D-980F	
	7T3402PT		TIP-ROCK PENTRATION	7T3408	8E8409	J400	E325A B	980F 980G	
	9W8452RP		TIP-ROCK PENTRATION	8E0468	8E8469	J460	E330 E345	988-988F	
	9W8552PT		TIP-ROCK PENTRATION	6Y8558	8E5559	J550	E345 E350	988G-992D	
	6I6603PT		TIP-ROCK PENTRATION	6I6608	6I6609	J600	E375	992D 992G	
	4T4702PT		TIP-ROCK PENTRATION	4T4708	4T4709	J700	E375	994	
	6I8803UPD		TIP-ROCK PENTRATION	1341808	1341809	J700	E385	998	


PICTURE	OEM PART NO.	WEIGHT (KG)	DESCRIPTION	pin	retainer	Family	Machine	Model	PRODUCTION NO.
	1U3202P		TIP-NORMAL ROCK	8E6208	8E6209	J200	E307	916-939	
	1U3302R/9J4302		TIP-NORMAL ROCK	9J2308	8E6259	J300	E200 E315	944-966C	
	1U3352R		TIP-NORMAL ROCK	8E6358	8E6359	J350	E320 E322	966D-980F	
	1U3452C		TIP-NORMAL ROCK	7T3408	8E8409	J450	E325A B	980F 980G	
	9W8452R/9J4452		TIP-NORMAL ROCK	8E0468	8E8469	J460	E330 E345	988-988F	
	9W8452R/9J4452		TIP-NORMAL ROCK	8E0468	8E8469	J460	E330 E345	988-988F	


PICTURE	OEM PART NO.	WEIGHT (KG)	DESCRIPTION	pin	retainer	Family	Machine	Model	PRODUCTION NO.
	1U3202TL/9W8209		TIP-TIGER LONG-FROZEN SOIL	8E6208	8E6209	J200	E307	916-939	
	1U3252TL/9W8259		TIP-TIGER LONG-FROZEN SOIL	8E6258	8E6259	J250	E311 312	916-939	
	1U3302TL/9W8309		TIP-TIGER LONG-FROZEN SOIL	9J2308	8E6259	J300	E200 E315	944-966C	
	1U3352TL/9W2359		TIP-TIGER LONG-FROZEN SOIL	8E6358	8E6359	J350	E320 E322	966D-980F	
	7T3402TL/6Y5409		TIP-TIGER LONG-FROZEN SOIL	7T3408	8E8409	J400	E325A B	980F 980G	
	9W8452TL/7T8459		TIP-TIGER LONG-FROZEN SOIL	8E0468	8E8469	J460	E330 E345	988-988F	
	9W8552TL/9W6559		TIP-TIGER LONG-FROZEN SOIL	6Y8558	8E5559	J550	E345 E350	988G-992D	
	4T4702TL		TIP-TIGER LONG-FROZEN SOIL	4T4708	4T4709	J700	E375	994	


PICTURE	OEM PART NO.	WEIGHT (KG)	DESCRIPTION	pin	retainer	Family	Machine	Model	PRODUCTION NO.
	1U3202WTL/135-8208		TIP-TWIN TIGER LONG	8E6208	8E6209	J200	E307	916-939	
	1U3252WTL/135-8258		TIP-TWIN TIGER LONG	8E6258	8E6259	J250	E311 312	916-939	
	1U3302WTL/135-9308		TIP-TWIN TIGER LONG	9J2308	8E6259	J300	E200 E315	944-966C	
	1U3352WTL/135-9357		TIP-TWIN TIGER LONG	8E6358	8E6359	J350	E320 E322	966D-980F	
	7T3402WTL/135-9408		TIP-TWIN TIGER LONG	7T3408	8E8409	J400	E325A B	980F 980G	
	9W8452WTL/138-6458		TIP-TWIN TIGER LONG	8E0468	8E8469	J460	E330 E345	988-988F	
	9W8552WTL/138-6558		TIP-TWIN TIGER LONG	6Y8558	8E5559	J550	E345 E350	988G-992D	


PICTURE	OEM PART NO.	WEIGHT (KG)	DESCRIPTION	pin	retainer	Family	Machine	Model	PRODUCTION NO.
	1U3302SYL		TIP-SYMMETRICAL	9J2308	8E6259	J300	E200 E315	944-966C	
	1U3352SYL		TIP-SYMMETRICAL	8E6358	8E6359	J350	E320 E322	966D-980F	
	9W8452SYL		TIP-SYMMETRICAL	8E0468	8E8469	J460	E330 E345	988-988F	


PICTURE	OEM PART NO.	WEIGHT (KG)	DESCRIPTION	pin	retainer	Family	Machine	Model	PRODUCTION NO.
	1U3209		TIP-PENTRATION	8E6208	8E6209	J200	E307	916-939	
	9J4259		TIP-PENTRATION	8E6258	8E6259	J250	E311 312	916-939	
	9J4309		TIP-PENTRATION	9J2308	8E6259	J300	E200 E315	944-966C	
	9J4359		TIP-PENTRATION	8E6358	8E6359	J350	E320 E322	966D-980F	
	6Y7409		TIP-PENTRATION	7T3408	8E8409	J400	E325A B	980F 980G	
	9W8459		TIP-PENTRATION	8E0468	8E8469	J460	E330 E345	983-988F	
	9W8559		TIP-PENTRATION	6Y8558	8E5559	J550	E345 E350	988G-992D	
	7I7609		TIP-PENTRATION	6I6608	6I6609	J600	E375	992D 992G	


PICTURE	OEM PART NO.	WEIGHT (KG)	DESCRIPTION	pin	retainer	Family	Machine	Model	PRODUCTION NO.
	109-9200		TIP-WIDE	8E6208	8E6209	J200	E307	916-939	
	3G8250		TIP-WIDE	8E6258	8E6259	J250	E311 312	916-939	
	4T1300		TIP-WIDE	9J2308	8E6259	J300	E200 E315	944-966C	
	8J3350		TIP-WIDE	8E6358	8E6359	J350	E320 E322	966D-980F	
	7T3400		TIP-WIDE	7T3408	8E8409	J400	E325A B	980F 980G	
	8J1450		TIP-WIDE	8E0468	8E8469	J460	E330 E345	988-988F	


PICTURE	OEM PART NO.	WEIGHT (KG)	DESCRIPTION	pin	retainer	Family	Machine	Model	PRODUCTION NO.
									
	4K6936		TIP-VERTICAL PINED						


PICTURE	OEM PART NO.	WEIGHT (KG)	DESCRIPTION	pin	retainer	Family	Excavator	Loader	PRODUCTION NO.
	4T1204		FRASH MOUNT ADAPTOR-SINGLE FRANGH	8E6208	8E6209	J200	916-939		
	1U1254		FRASH MOUNT ADAPTOR-SINGLE FRANGH	8E6258	8E6259	J250	916-939		
	1U1304		FRASH MOUNT ADAPTOR-SINGLE FRANGH	9J2308	8E6259	J300	944-966C		
	1U1354		FRASH MOUNT ADAPTOR-SINGLE FRANGH	8E6358	8E6359	J350	966D-980F		
	8E0464		FRASH MOUNT ADAPTOR-SINGLE FRANGH	8E0468	8E8469	J460	983-988F		


PICTURE	OEM PART NO.	WEIGHT (KG)	DESCRIPTION	pin	retainer	Family	Excavator	Loader	PRODUCTION NO.
	119-3204-28		ADAPTOR-WELD ON-BEVEL ANGLE	8E6208	8E6209	J200	E307		
	6Y3224-22		ADAPTOR-WELD ON-BEVEL ANGLE	6Y3228	8E6259	J225	E307 EX70		
	6Y3254-25		ADAPTOR-WELD ON-BEVEL ANGLE	8E6258	8E6259	J250	E311 312		
	3G6304/9W1304-32		ADAPTOR-WELD ON-BEVEL ANGLE	9J2308	8E6259	J300	E200 E315		
	8E9494-35		ADAPTOR-WELD ON-BEVEL ANGLE	9J2308	8E6259	J300	E200 E315		
	6I6354-40		ADAPTOR-WELD ON-BEVEL ANGLE	8E6358	8E6359	J350	E320 E322		
	3G8354-40		ADAPTOR-WELD ON-BEVEL ANGLE	8E6358	8E6359	J350	E320 E322		
	8J4310-40		ADAPTOR-WELD ON-BEVEL ANGLE	8E6358	8E6359	J350	E320 E322		
	6I6404-45/7T3404		ADAPTOR-WELD ON-BEVEL ANGLE	7T3408	8E8409	J400	E325A B		
	6I6464-50		ADAPTOR-WELD ON-BEVEL ANGLE	8E0468	8E8469	J460	E330 E345		
8E6464/6I6464-50		ADAPTOR-WELD ON-BEVEL ANGLE	8E0468	8E8469	J460	E330 E345			
	159-0464-50		ADAPTOR-WELD ON-BEVEL ANGLE	8E0468	8E8469	J460	E330 E345		
	1U1553-60		ADAPTOR-WELD ON-BEVEL ANGLE	6Y8558	8E5559	J550	E345 E350		
	6I6554-60		ADAPTOR-WELD ON-BEVEL ANGLE	6Y8558	8E5559	J550	E345 E350		
	3G9494		ADAPTOR-WELD ON-BEVEL ANGLE	6Y8558	8E5559	J550	E345 E350	988G-992D	
	6I6604-75		ADAPTOR-WELD ON-BEVEL ANGLE	6I6608	6I6609	J600	E375	992D 992G	
	4T4704-90		ADAPTOR-WELD ON-BEVEL ANGLE	4T4708	4T4709	J700	E375	994	


PICTURE	OEM PART NO.	WEIGHT (KG)	DESCRIPTION	pin	retainer	Family	Excavator	Loader	PRODUCTION NO.
	6Y3224		ADAPTOR-WELD ON-RIGHT ANGLE	6Y3228	8E6259	J225	E307 EX70		
	3G6304-40		ADAPTOR-WELD ON-RIGHT ANGLE	9J2308	8E6259	J300	E200 E315		
	3G6304-40		ADAPTOR-WELD ON-RIGHT ANGLE	9J2308	8E6259	J300	E200 E315		
	3G8354-40		ADAPTOR-WELD ON-RIGHT ANGLE	8E6358	8E6359	J350	E320 E322		
	3G8354-40		ADAPTOR-WELD ON-RIGHT ANGLE	8E6358	8E6359	J350	E320 E322		
	6I6404-50		ADAPTOR-WELD ON-RIGHT ANGLE	7T3408	8E8409	J400	E325A B		
	6I6464-50		ADAPTOR-WELD ON-RIGHT ANGLE	8E0468	8E8469	J460	E330 E345		
	6I6464-55		ADAPTOR-WELD ON-RIGHT ANGLE	8E0468	8E8469	J460	E330 E345		
6I6554-70		ADAPTOR-WELD ON-RIGHT ANGLE	6Y8558	8E5559	J550	E345 E350			


PICTURE	OEM PART NO.	WEIGHT (KG)	DESCRIPTION	pin	retainer	Family	Excavator	Loader	PRODUCTION NO.
	8J7525		ADAPTOR-WELD ON-BOTTOM STRAP	8E6208	8E6209	J200	E307	916-939	
	3G0169		ADAPTOR-WELD ON-BOTTOM STRAP	8E6258	8E6259	J250	E311 312	916-939	
	9J8929		ADAPTOR-WELD ON-BOTTOM STRAP	9J2308	8E6259	J300	E200 E315	944-966C	
	1U1350		ADAPTOR-WELD ON-BOTTOM STRAP	8E6358	8E6359	J350	E320 E322	966D-980F	

PICTURE	OEM PART NO.	WEIGHT (KG)	DESCRIPTION	pin	retainer	Family	Excavator	Loader	PRODUCT ION NO.
	3G6305-32		ADAPTOR-WELD ON-RIGHT	9J2308	8E6259	J300	E200 E315	944-966C	
	3G6306-32		ADAPTOR-WELD ON-LEFT	9J2308	8E6259	J300	E200 E315	944-966C	
	3G8355-40		ADAPTOR-WELD ON-RIGHT	8E6358	8E6359	J350	E320 E322	966D-980F	
	3G8356-40		ADAPTOR-WELD ON-LEFT	8E6358	8E6359	J350	E320 E322	966D-980F	
	6I6355-40		ADAPTOR-WELD ON-RIGHT	8E6358	8E6359	J350	E320 E322	966D-980F	
	6I6356-40		ADAPTOR-WELD ON-LEFT	8E6358	8E6359	J350	E320 E322	966D-980F	
	6I6405-50		ADAPTOR-WELD ON-RIGHT	7T3408	8E8409	J400	E325A B	980F 980G	
	6I6406-50		ADAPTOR-WELD ON-LEFT	7T3408	8E8409	J400	E325A B	980F 980G	

PICTURE	OEM PART NO.	WEIGHT (KG)	DESCRIPTION	bolt	nut	pin	retainer	Family	Excavator	Loader	PRODUCT ION NO.
	9J4207-20		ADAPTOR-BOLT ON	5J4771	2J3506	8E6208	8E6209	J200		416-438 910	
	1U0257-25		ADAPTOR-BOLT ON	8J2928	8J2933	8E6258	8E6259	J250		916-939	
	1U0307-25		ADAPTOR-BOLT ON	8J2928	8J2933	9J2308	8E6259	J300		944-966C	
	4T4307-32		ADAPTOR-BOLT ON	8J2928	8J2933	9J2308	8E6259	J300		944-966C	
	3G9307-32		ADAPTOR-BOLT ON	5P8361	5P8362	9J2308	8E6259	J300		944-966C	
	3G5307-38		ADAPTOR-BOLT ON	8J2928	8J2933	9J2308	8E6259	J300		944-966C	
	3G3357-38		ADAPTOR-BOLT ON	5P8361	5P8362	8E6358	8E6359	J350		966D-980F	
	1U1357-45		ADAPTOR-BOLT ON	5P8361	5P8362	8E6358	8E6359	J350		966D-980F	

PICTURE	OEM PART NO.	WEIGHT (KG)	DESCRIPTION	bolt	nut	pin	retainer	Family	Excavator	Loader	PRODUCT ION NO.
	1U2208-19		CORNER ADAPTOR-R	5G2807	5G2806	8E6208	8E6209	J200		416-438 910	
	1U2209-19		CORNER ADAPTOR-L	5G2807	5G2806	8E6208	8E6209	J200		416-438 910	
	3G4258-25		CORNER ADAPTOR-R	4V4544	4V4545	8E6258	8E6259	J250		916-939	
	3G4259-25		CORNER ADAPTOR-L	4V4544	4V4545	8E6258	8E6259	J250		916-939	
	3G4308-25		CORNER ADAPTOR-R	5V7396	5V7395	9J2308	8E6259	J300		944-966C	
	3G4309-25		CORNER ADAPTOR-L	5V7396	5V7395	9J2308	8E6259	J300		944-966C	
	3G8308-38		CORNER ADAPTOR-R	5V2772	5V2773	9J2308	8E6259	J300		944-966C	
	3G8309-38		CORNER ADAPTOR-L	5V2772	5V2773	9J2308	8E6259	J300		944-966C	
	3G5358-38		CORNER ADAPTOR-R	5V2772	5V2773	8E6358	8E6359	J350		966D-980F	
	3G5359-38		CORNER ADAPTOR-L	5V2772	5V2773	8E6358	8E6359	J350		966D-980F	

PICTURE	OEM PART NO.	WEIGHT (KG)	DESCRIPTION	bolt	nut	pin	retainer	Family	Excavator	Loader	PRODUCT ION NO.
	8E5308		CORNER ADAPTOR-R	8E5302	8E5303	9J2308	8E6259	J300		944-966C	
	8E5309		CORNER ADAPTOR-L	8E5300	8E5301	9J2308	8E6259	J300		944-966C	
	8E5358		CORNER ADAPTOR-R	8E5320	8E5321	8E6358	8E6359	J350		966D-980F	
	8E5359		CORNER ADAPTOR-L	8E5310	8E5311	8E6358	8E6359	J350		966D-980F	

PICTURE	OEM PART NO.	WEIGHT (KG)	DESCRIPTION	bolt	nut	Family	Excavator	Loader	PRODUCTION NO.
	6Y6335-20/9W1879		LOADER TIPS-BOLT ON	4K0367	4F3656	J200		416-438	910
	138-8203		LOADER TIPS-BOLT ON	4K0367	4F3656	J200		416-438	910
	8J6207-20		LOADER TIPS-BOLT ON	2J3506	5J4771	J200		416-438	910
	1U1857-25		LOADER TIPS-BOLT ON	2J3507	8J2928	J250		916-939	
	1U1877-25		LOADER TIPS-BOLT ON	8J2933	8J2928	J300		944-966C	
	1U1867/8E1637-30		LOADER TIPS-BOLT ON	8J2933	8J2928	J300		944-966C	
	6Y0469-38		LOADER TIPS-BOLT ON			J350		966D-980F	
	1U1888-38		LOADER TIPS-BOLT ON	5V2772	5V2773	J350		966D-980F	
	1U1889-38		LOADER TIPS-BOLT ON	4V7175	4V7174	J350		966D-980F	

